



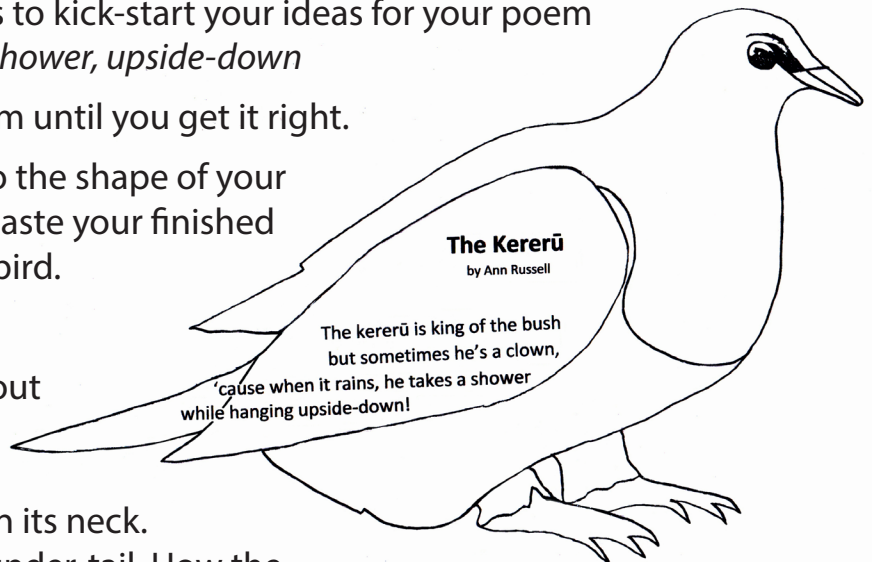
Be Creative



Be creative. Have fun and show what you feel about the importance of the wonderful kererū and our backyard birds.

Choose an activity from the suggestions below.

- **Show and tell:** Have you had an interesting experience with a bird? Do you have a favourite bird? Draw or paint a picture about it, then show it to everyone. Say why you like this bird and tell your story.
- **A group could make a collage:** collect pictures of the kererū, New Zealand native birds, back-yard birds or a mixture of them all. Present them as a collage in an interesting way.
- **Make a poster:** design a poster showing the importance of the kererū or backyard birds. Give it a simple border, a title, a picture and a message.
- **Write a shaped poem about a bird:**
 - > Choose your favourite bird, eg. the kererū.
 - > Draw, copy or download and print your bird onto an A4 sheet. Make sure it's big so you can write your poem in it, a title and your name.
 - > Write down some key words to kick-start your ideas for your poem eg. *king of the forest, clown, shower, upside-down*
 - > Write and re-write your poem until you get it right.
 - > Finally, write your poem into the shape of your bird. Alternatively, print or paste your finished poem onto a picture of the bird.
See the example right.
- **Write an interesting story** about a bird. Eg. How the kererū got its cook's apron. How the tui got the tuft of white feathers on its neck. How the pūkeko got its white under-tail. How the kiwi lost its wings. Let your imagination run wild!
- **Read Rudyard Kipling's story**, The Elephant's Child.



Ann Russell WRITER

Writing Children's Stories

www.annrussellwriter.com
www.annrussellbooks.com

© Ann Russell 2015